

# SHAD

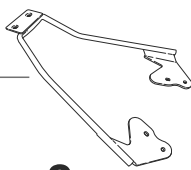
## YAMAHA RAY-ZR 125 CYGNUS '24

**BCN**


### TOP MASTER Y0RY14ST



**1** 201600 x 2  
Ø17,5 x 4mm



**2** 263514 x 1



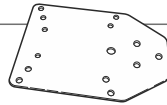
**3** 303045 x11  
Ø8



**4** 303017 x 6  
Ø6



**5** 304201 x 4  
M6x40 DIN 7380



**6** 263513 x 1



**7** 263515 x 1



**8** 304169 x 1  
M8x50 DIN 7380



**9** 260821 x 2  
Ø14 Ø9 x 22



**10** 302024 x 2  
M8



**11** 304032 x 1  
M8x50 DIN 7991



**12** 304091 x 2  
M6x20 DIN 7991



**13** 302021 x 2  
M6

### WARNING!



-Compatible with Small (D1B29PA) & Medium (D1B40PA) mounting plates. (NOTE): Compatible with TOP CASES SH26 – SH47 only.

-ATTENTION: top fitting not compatible with aluminium mounting plate (D1BTRPA) or Large mounting plate (D1B481PA).

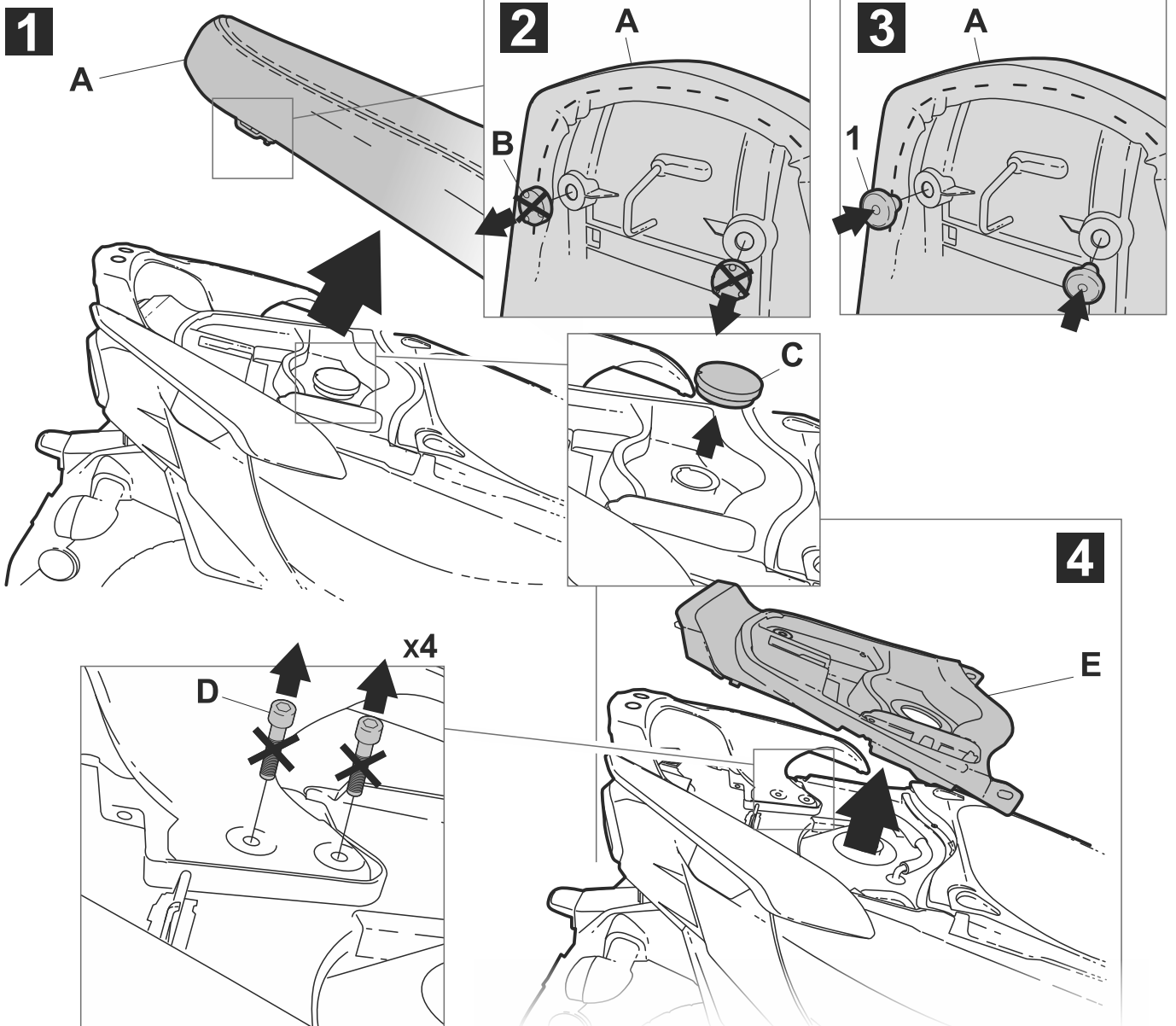
**GB** Do not fully tighten the screws until it is ensured that the KIT is correctly attached and aligned. Check tightness every 4 months..

**E** No apretar los tornillos del todo hasta asegurarse que el KIT está correctamente colocado y alineado. Repasar apriete cada 4 meses.

**D** Ziehen Sie die Schrauben nicht ganz fest, bevor Sie sich nicht vergewissert haben, daß der Bausatz korrekt eingestellt und ausgerichtet ist. Alle 4 Monate Drehmoment überprüfen.

**I** Non stringere del tutto le viti fin tanto non si è sicuri che il kit è collocato correttamente e allineato. Controllare il serraggio delle viti ogni 4 mesi.

**F** Ne pas serrer les vis avant d'être sûr que le KIT soit correctement positionné et ajusté. Vérifier le serrage des vis tous les 4 mois.



**IMPORTANT:** Based on European models. For compatibility with models in other continen check [www.shad.es](http://www.shad.es)

